



(1) **Supplementary EU - Type Examination Certificate No.5**

(2) **Equipment or Protective Systems Intended for Use
in Potentially Explosive Atmospheres
(Directive 2014/34/EU)**

(3) EU - Type Examination Certificate number:

FTZÚ 02 ATEX 0235X

(4) Product: **Capacity level meter CLM-36Xi (XiT)**

(5) Manufacturer: **Dinel, s.r.o.**

(6) Address: **U Tescomy 249, 760 01 Zlín, Czech Republic**

(7) This supplementary certificate extends EC - Type Examination Certificate No. FTZÚ 02 ATEX 0235X to apply to products designed and constructed in accordance with the specification set out in the Schedule of the said certificate but having any variations specified in the Schedule attached to this certificate and the documents therein referred to.

(8) The Physical-Technical Testing Institute, Notified Body number 1026, in accordance with Articles 17 of Directive 2014/34/EU of the European Parliament and of the Council, dated 26.02.2014, certifies that this product, as modified by this supplementary certificate, has been found to comply with the Essential Health and Safety Requirements relating to the design and construction of products intended for use in potentially explosive atmospheres given in Annex II to the Directive.

(9) In accordance with Article 41 of Directive 2014/34/EU, EC-Type Examination Certificates referring to 94/9/EC that were in existence prior to the date of application of 2014/34/EU (20.04.2016) may be referenced as if they were issued in accordance with Directive 2014/34/EU. Supplementary Certificates to such EC-Type Examination Certificates, and new issues of such certificates, may continue to bear the original certificate number issued prior to 20.04.2016.

(10) Compliance with the Essential Health and Safety Requirements has been assured by compliance with:

EN 60079-0:2012+A11:2013, EN 60079-11:2012

(11) The marking of the product shall include the following:

Ver. Xi  **II 1G Ex ia IIB T5 Ga**  **II 1D Ex ia IIIC T83°C Da**

Ver. XiT  **II 1/2G Ex ia IIB T5 Ga/Gb**  **II 1/2D Ex ia IIIC T83°C Da/Db**

(12) This certificate is valid till: **13.09.2022**

Responsible person:

Dipl. Ing. Lukáš Martinák
Head of Certification Body



Date of issue: 03.08.2017

Page: 1/3

This certificate is granted subject to the general conditions of the FTZÚ, s.p.
This certificate may only be reproduced in its entirety and without any change, schedule included.



**Physical-Technical Testing Institute
Ostrava - Radvanice**

(13)

Schedule

(14) **Supplementary EU - Type Examination Certificate No. 5
to FTZÚ 02 ATEX 0235X**

(15) Description of the variation to the Product:

The subject of this supplementary certificate is:

- Modification of certified apparatus.
- Evaluation according to the newest standards.
- Prolongation of certificate validity.

The product was modified. There are changes in the materials. The type of electrodes was exactly specified. The product was evaluated according to the newest standard EN 60079-0:2012+A11:2013. The standard EN 60079-26 was removed from list of standards. Approval documentation was updated. Technical parameters remain unchanged.

(16) Report Number.: 02/0235/5

(17) Specific Conditions of Use:


None additional to those listed previously.

(18) Essential Health and Safety Requirements:

Compliance with the Essential Health and Safety Requirements is covered by standards mentioned in clause (10) of this supplementary certificate.

Responsible person:

Dipl. Ing. Lukáš Martinák
Head of Certification Body



Date of issue: 03.08.2017

Page: 2/3



Physical-Technical Testing Institute
Ostrava - Radvanice

(13)

Schedule


(14) **Supplementary EU - Type Examination Certificate No. 5
to FTZÚ 02 ATEX 0235X**

(19) Drawings and Documents:

Document name/Drawings:	Date:	Sheet:
Technical conditions CLM-36	07.2017	13
Instruction manual CLM-36	04.2017	30
Production documentation CLM-36Xi(XiT)	05.2012	3
Test scheduler CLM-36Xi(XiT)	05.2012	2
CLM-36-XX-000	01.03.2000	1
CLM-36-12-000	22.09.2003	1
CLM-36-2X-200	22.09.2003	1
CLM-36T-XX-050	30.09.2009	1
CLM-36-30-300	12.6.2009	1
CLM-36-31-000	12.6.2009	1
CLM-36-31-000b	12.6.2009	1
CLM-36-32-300	23.05.2012	1
CLM-36-SV-01	17.05.2012	1
CLM-36-SZ-01	17.05.2012	1
CLM-36-OS-01	17.05.2012	1
CLM-36-OS-02	17.05.2012	1
CLM-36-HP-01	17.05.2012	1
CLM-36-HP-02	17.05.2012	1
CLM-36-HP-03	17.05.2012	1
CLM-36-HP-04	17.05.2012	1
CLM-36-MO-01	17.05.2012	1
CLM-36-MO-02	17.05.2012	1
CLM-36-SS-01	17.05.2012	1
CLM-36-SS-02	17.05.2012	1
CLM-36-OD-01	27.07.2017	1

Responsible person:

Dipl. Ing. Lukáš Martinák
Head of Certification Body



Date of issue: 03.08.2017

Page: 3/3



(1) **Supplement No. 4 to
EC-Type Examination Certificate**

(2) **Equipment or Protective Systems Intended for Use
in Potentially Explosive Atmospheres
(Directive 94/9/EC)**

(3) EC-Type Examination Certificate Number:

FTZÚ 02 ATEX 0235X

(4) Equipment or protective system: **Capacity level meter CLM-36Xi (XiT)**

(5) Manufacturer: **Dinel, s.r.o.**

(6) Address: **U Tescomy 249, 760 01 Zlín, Czech Republic**

(7) This supplement of certificate is valid for: - application of new standards
- prolongation of certificate validity
- modification of apparatus marking
- modification of certified apparatus

(8) Modification of certified apparatus (protective system) and any of its approved variants are specified in documentation, list of which is mentioned in schedule of this certificate.

(9) This supplement to type examination certificate is valid only for type examination of design and construction of product sample in accordance with Annex 3 Paragraph 6) of Directive No. 94/9/EC. The Directive contains another requirements, which manufacturer shall fulfil before products are place on market or introduce in service.

(10) Safety requirements of modified parts were fulfilled by satisfying the following standards:

EN 60079-0:2009, EN 60079-11:2012, EN 60079-26:2007

(11) Marking of equipment shall contain symbols:

Ver.Xi  **II 1G Ex ia IIB T5 Ga**  **II 1D Ex ia IIIC T83°C Da**

Ver XiT  **II 1/2G Ex ia IIB T5 Ga/Gb**  **II 1/2D Ex ia IIIC T83°C Da/Db**

(12) This type examination certificate is valid till: **13.09.2017**

Responsible person:


Dipl. Ing. Lukáš Martinák
Head of Certification Body



Date of issue: 13.09.2012

Page: 1/4

This supplement to certificate is granted subject to the general conditions of the FTZÚ, s.p.
This supplement to certificate may only be reproduced in its entirety and without any change, schedule included.



Physical Technical Testing Institute
Ostrava – Radvanice

(13)

Schedule

(14)

Supplement No. 4 to
EC-Type Examination Certificate N° FTZÚ 02 ATEX 0235X

(15) Description of Equipment or Protective System:

Minor changes in electric schematics, new input filter.

Added new type of electrode Nr. 11, constructionally identical with type Nr. 12, there is used insulating material with improved resistance against aggressive media.

Other technical parameters and construction of apparatus remain unchanged.

(16) Report No.: 02/0235/4

(17) Special conditions for safe use: modified

17.1 If the apparatus is used as device of Group II and with using of an approved power supply device, which output parameters comply with required input parameters, it is necessary to have an galvanic separatio.

17.2 When used in zone 0 the present explosive atmosphere of air mixture and gases, vapours or mists must comply with:

$20^{\circ}\text{C} \leq T_{\text{amb}} \leq 60^{\circ}\text{C}$,

$0,08 \text{ MPa} \leq p \leq 0,11 \text{ MPa}$

17.3 Design CLM-36Xi can be used in zone 0 or zone 20. With design CLM-36XiT can be used in zone 0 and zone 20 only electrode part and head with electronics can be used only in zone 1 or zone 21.

17.4 Ambient temperature: $T_{\text{amb}} = -40^{\circ}\text{C}$ to $+75^{\circ}\text{C}$

Temperature of measured medium according to design variant:

bar non-insulated electrode -40°C to $+200^{\circ}\text{C}$

bar insulated electrode -40°C to $+120^{\circ}\text{C}$

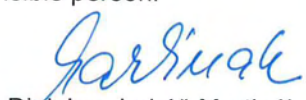
cable with insulated cable -40°C to $+105^{\circ}\text{C}$

Maximum temperature of electrodes is equal to temperature of measured medium.

(18) Essential Health and Safety Requirements:

Essential health and safety requirement of Directive 94/9/EC are covered by the standards mentioned in clause (10) of this supplement according which the new model was verified and in the manufacturer's Instruction for Using.

Responsible person:


Dipl. Ing. Lukáš Martinák
Head of Certification Body



Date of issue: 13.09.2012

Page: 2/4

This supplement to certificate is granted subject to the general conditions of the FTZÚ, s.p.
This supplement to certificate may only be reproduced in its entirety and without any change, schedule included.



Physical Technical Testing Institute
Ostrava – Radvanice

(13)

Schedule

(14)

Supplement No. 4 to
EC-Type Examination Certificate N° FTZÚ 02 ATEX 0235X

(19) List of Documentation

<i>Document name/Drawing:</i>	<i>Date:</i>	<i>Nr. of Pages:</i>
Production documentation CLM-36Xi(XiT)	05.2012	3
Technical conditions CLM-36	05.2012	16
Test scheduler CLM-36Xi(XiT)	05.2012	2
Manual	05.2012	22
General technical instructions - Epoxy casting compounds	02.20002	3
CLM-36-XX-000	01.03.2000	1
CLM-36-12-000	22.09.2003	1
CLM-36-2X-200	22.09.2003	1
CLM-36T-XX-050	30.09.2009	1
CLM-36-30-300	12.6.2009	1
CLM-36-31-000	12.6.2009	1
CLM-36-31-000b	12.6.2009	1
CLM-36-32-300	23.05.2012	1
CLM-36-SV-01	17.05.2012	1
CLM-36-SZ-01	17.05.2012	1

Responsible person:


Dipl. Ing. Lukáš Martinák
Head of Certification Body



Date of issue: 13.09.2012

Page: 3/4

This supplement to certificate is granted subject to the general conditions of the FTZÚ, s.p.
This supplement to certificate may only be reproduced in its entirety and without any change, schedule included.



Physical Technical Testing Institute
Ostrava – Radvanice

(13)

Schedule

(14)

Supplement No. 4 to
EC-Type Examination Certificate N° FTZÚ 02 ATEX 0235X

(19) List of Documentation

<i>Document name/Drawing:</i>	<i>Date:</i>	<i>Nr. of Pages:</i>
CLM-36-OS-01	17.05.2012	1
CLM-36-OS-02	17.05.2012	1
CLM-36-HP-01	17.05.2012	1
CLM-36-HP-02	17.05.2012	1
CLM-36-HP-03	17.05.2012	1
CLM-36-HP-04	17.05.2012	1
CLM-36-MO-01	17.05.2012	1
CLM-36-MO-02	17.05.2012	1
CLM-36-SS-01	17.05.2012	1
CLM-36-SS-02	17.05.2012	1
CLM-36-OD-01	17.05.2012	1

Responsible person:


Dipl. Ing. Lukáš Martinák
Head of Certification Body



Date of issue: 13.09.2012

Page: 4/4

This supplement to certificate is granted subject to the general conditions of the FTZÚ, s.p.
This supplement to certificate may only be reproduced in its entirety and without any change, schedule included.



(1) **Supplement No. 3 to
EC-Type Examination Certificate**

(2) **Equipment or Protective Systems Intended for use
in Potentially Explosive Atmospheres
Directive 94/9/EC**

(3) EC-Type Examination Certificate Number:

FTZÚ 02 ATEX 0235X

(4) Equipment: **Capacity level transducer CLM-36Xi (XiT)**

(5) Manufacturer: **Dinel, s.r.o.,**

(6) Address: **U TESCOMY 249, 760 01 Zlín, Czech Republic**

(7) This supplement of certificate is valid: - for modification of certified apparatus
- verification according to new standards


(8) Modification of certified apparatus (protective system) and any of its approved variants are specified in documentation, list of which is mentioned in schedule of this certificate.


(9) This supplement to type examination certificate is valid only for type examination of design and construction of product sample in accordance with Annex 3 Paragraph 6) of Directive No. 94/9/EC. The Directive contains another requirements, which manufacturer shall fulfil before products are place on market or introduce in service.

(10) Safety requirements of modified parts were fulfil by satisfying of following standards:

EN 60079-0:2006; EN 60079-11:2007; EN 60079-26:2004; EN 50281-1-1:1998

(11) Marking of equipment designed according to this supplement shall contain symbols:


 **II 1 GD T 83°C Ex ia IIB T5**

 **II 1/2 GD T 83°C Ex ia IIB T5**

This type examination certificate is valid till: **13. 09. 2012**

Responsible person:

Dipl. Ing. Šindler Jaroslav
Head of certification body



Date of issue: 13. 09. 2007

Number of pages: 3
Page: 1/3

This supplement to certificate is granted subject to the general conditions of the Physical Technical Testing Institute.
This supplement to certificate may only be reproduced in its entirety and without any change, schedule included.



Physical Technical Testing Institute
Ostrava-Radvanice

(13) **Schedule**

(14) **Supplement No. 3 to
EC-Type Examination Certificate N° FTZÚ 02 ATEX 0235X**

(15) Description of Equipment:

The validity of the certificate has been prolonged till 13.09.2012. The certified device is manufactured according to the verified documentation shown in the basic certificate, supplements No. 1; No. 2 and this supplement.

Technical parameters remain unchanged.

(16) Report No. : 02/0235-4 (2 pages)


(17) Special conditions for safe use: remain valid

(18) Essential Health and Safety Requirements: remain valid

Responsible person:

Date of issue: 13. 09. 2007

Dipl. Ing. Šindler Jaroslav
Head of certification body



Page: 2/3

This supplement to certificate is granted subject to the general conditions of the Physical Technical Testing Institute.
This supplement to certificate may only be reproduced in its entirety and without any change, schedule included.



Physical Technical Testing Institute
Ostrava-Radvanice

(13)

Schedule

(14)

Supplement No. 3 to
EC-Type Examination Certificate N° FTZÚ 02 ATEX 0235X

(19)

LIST OF DOCUMENTATION

Documentation:


1. Instruction for use (27 pages)
2. Technical specifications CLM-36 (13 pages)
3. Label

Date of verification:

12.09.2007
12.09.2007
12.09.2007

Responsible person:

Dipl. Ing. Šindler Jaroslav
Head of certification body



Date of issue: 13. 09. 2007

Page: 3/3

This supplement to certificate is granted subject to the general conditions of the Physical Technical Testing Institute.
This supplement to certificate may only be reproduced in its entirety and without any change, schedule included.



(1) **Supplement No. 2 to
EC-Type Examination Certificate**

(2) **Equipment or Protective Systems Intended for use
in Potentially Explosive Atmospheres
Directive 94/9/EC**

(3) EC-Type Examination Certificate Number:

FTZÚ 02 ATEX 0235X

(4) Equipment: **Capacity level transducer CLM-36Xi (XiT)**

(5) Manufacturer: **Dinel, s.r.o.,**

(6) Address: **U TESCOMY 249, 760 01 Zlín, Czech republic**

(7) This supplement of certificate is valid: - for modification of certified apparatus


(8) Modification of certified apparatus (protective system) and any of its approved variants are specified in documentation, list of which is mentioned in schedule of this certificate.

(9) This supplement to type examination certificate is valid only for type examination of design and construction of product sample in accordance with Annex 3 Paragraph 6) of Directive No. 94/9/EC. The Directive contains another requirements, which manufacturer shall fulfil before products are place on market or introduce in service.

(10) Safety requirements of modified parts were fulfil by satisfying of following standards:

EN 50014:1997 + A1, A2; EN 50020:2002; EN 50281-1-1:1998; EN 50284:1999


(11) Marking of equipment designed according to this supplement shall contain symbols:

 **II 1 GD T 83°C EEx ia IIB T5**

 **II 1/2 GD T 83°C EEx ia IIB T5**

This type examination certificate is valid till: 11. 10. 2007

Responsible person:



Date of issue: 12. 06. 2006

Number of pages: 3
Page: 1/3

Dipl. Ing. Šindler Jaroslav
Head of certification body

This supplement to certificate is granted subject to the general conditions of the Physical Technical Testing Institute.
This supplement to certificate may only be reproduced in its entirety and without any change, schedule included.



Physical Technical Testing Institute
Ostrava-Radvanice

(13)

Schedule

(14)

Supplement No. 2 to
EC-Type Examination Certificate N° FTZÚ 02 ATEX 0235X

(15) Description of Equipment:

The filter component (L1, L2, T1, C12, C13, C9, C10) were inserted into the outputs to increase of EMC immunity. In such a way, the input parameters were modified. The other minor changes in values of capacitors and resistors and oscillator U1 has no influence on the safety level.

Maximum input parameters:

$U_i = 30 \text{ V}$; $I_i = 132 \text{ mA}$; $P_i = 0,99 \text{ W}$; $C_i = 370 \text{ nF}$; $L_i = 0,9 \text{ mH}$

$T_a = -20^\circ\text{C}$ to $+60^\circ\text{C}$ – for 1GD

$T_a = -40^\circ\text{C}$ to $+75^\circ\text{C}$ – for 2GD


(16) Report No. : 02/0235-3 (9 pages)

(17) Special conditions for safe use: remain valid

(18) Essential Health and Safety Requirements:

They are included in standards, which are mentioned in clause (10) of this certificate.

Responsible person:



Date of issue: 12. 06. 2006

Dipl. Ing. Šindler Jaroslav
Head of certification body

Page: 2/3

This supplement to certificate is granted subject to the general conditions of the Physical Technical Testing Institute.
This supplement to certificate may only be reproduced in its entirety and without any change, schedule included.



Physical Technical Testing Institute
Ostrava-Radvanice

(13)

Schedule

(14)


Supplement No. 2 to
EC-Type Examination Certificate N° FTZÚ 02 ATEX 0235X

(19)

LIST OF DOCUMENTATION

1. Instruction for use (6 pages) 09.06.2006
2. Production documentation:
 - a) Description (4 pages) 09.06.2006
 - b) Drawings 09.06.2006
 - Annex 1: Wiring diagram CLM-36Xi 09.06.2006
 - Annex 2: Circuit layout schema CLM-36Xi board CLM-Z
09.06.2006
 - Annex 3: Circuit layout schema CLM-36Xi board CLM-E
09.06.2006
 - Annex 4: Circuit layout schema with component values CLM-36Xi board CLM-Z
09.06.2006
(component side)
 - Annex 5: Circuit layout schema with component values CLM-36Xi board CLM-Z
09.06.2006
(wiring side)
 - Annex 6: Circuit layout schema with component values CLM-36Xi board CLM-E
09.06.2006
(wiring side)
 - Annex 7: Conductor pattern of printed board CLM-36Xi board CLM-Z 09.06.2006
 - Annex 8: Conductor pattern of printed board CLM-36Xi board CLM-E 09.06.2006
 - Annex 9: List of components CLM-36Xi 09.06.2006
3. Technical specifications CLM-36 (11 pages)
09.06.2006
4. Test schedule CLM-36Xi (XiT) (2 pages) 09.06.2006

Responsible person:



Date of issue: 12. 06. 2006

Dipl. Ing. Šindler Jaroslav
Head of certification body

Page: 3/3

This supplement to certificate is granted subject to the general conditions of the Physical Technical Testing Institute.
This supplement to certificate may only be reproduced in its entirety and without any change, schedule included.



(1) **Supplement No. 1 to
EC-Type Examination Certificate**

(2) **Equipment or Protective Systems Intended for use
in Potentially Explosive Atmospheres
Directive 94/9/EC**

(3) EC-Type Examination Certificate Number:

FTZÚ 02 ATEX 0235X

(4) Equipment: **Capacity level transducer CLM-36Xi (XiT)**

(5) Manufacturer: **Dinel, s.r.o.,**

(6) Address: **Na Výsluní 541, 760 01 Zlín, Czech Republic**

(7) This supplement of certificate is valid: - for modification of certified apparatus
- extension of series with new model (variants)


(8) Modification of certified apparatus (protective system) and any of its approved variants are specified in documentation, list of which is mentioned in schedule of this certificate.


(9) This supplement to type examination certificate is valid only for type examination of design and construction of product sample in accordance with Annex 3 Paragraph 6) of Directive No. 94/9/EC. The Directive contains another requirements, which manufacturer shall fulfil before products are place on market or introduce in service.

(10) Safety requirements of modified parts were fulfil by satisfying of following standards:

EN 50014:1997 + A1, A2; EN 50020:1994 EN 50281-1-1:1998 EN 50284:1999

(11) Marking of equipment designed according to this supplement shall contain symbols:


 **II 1 GD T 83°C EEx ia IIB T5**

 **II 1/2 GD T 83°C EEx ia IIB T5**

This type examination certificate is valid till: **11. 10. 2007**

Responsible person:

Dipl. Ing. Šindler Jaroslav
Head of certification body



Date of issue: 20. 10. 2003

Number of pages: 3

Page: 1/3

This supplement to certificate is granted subject to the general conditions of the Physical Technical Testing Institute.
This supplement to certificate may only be reproduced in its entirety and without any change, schedule included.



Physical Technical Testing Institute
Ostrava-Radvanice

(13) **Schedule**

(14) **Supplement No. 1 to
EC-Type Examination Certificate N° FTZÚ 02 ATEX 0235X**

(15) Description of Equipment:

The series was extended with new models CLM – 36Xi _ - 12 - _; CLM – 36Xi _ - 22 - _ and CLM – 36Xi _ - 32 - _. This modification consists in electrodes design, which are now insulated with FEP material and model CLM – 36Xi _ - 32 - _ is additionally insulated with PTFE material even weight. Because the electrodes are electrostatic earthed and chargeable layer has thickness less than 2 mm, the safety level of apparatus is not impaired (decreased).

Technical parameters remain valid.

(16) Report No. : 02/0235-2 (7 pages)


(17) Special conditions for safe use: remain valid

(18) Essential Health and Safety Requirements:

They are included in standards, which are mentioned in clause (10) of this certificate.

Responsible person:

Dip! Ing. Šindler Jaroslav
Head of certification body



Date of issue: 20. 10. 2003

Number of pages: 3

Page: 2/3

This supplement to certificate is granted subject to the general conditions of the Physical Technical Testing Institute.
This supplement to certificate may only be reproduced in its entirety and without any change, schedule included.



Physical Technical Testing Institute
Ostrava-Radvanice

(13) **Schedule**

(14) **Supplement No. 1 to
EC-Type Examination Certificate N° FTZÚ 02 ATEX 0235X**

(19) **LIST OF DOCUMENTATION**

1. Technical specification CLM-36 (11 pages)	10 / 2003
2. Instruction for use (4 pages)	10 /2003
3. Production documentation CLM-36Xi(XiT) (4 pages)	10 / 2003
4. Drawings No.: CLM – 36 – 12 – 000	22.09.2003
CLM – 36 – 2X – 200	22.09.2003
CLM – 36 – 32 – 300	22.09.2003



EC-Type Examination Certificate

- (1) **EC-Type Examination Certificate**
(2) **Equipment or Protective Systems Intended for use
in Potentially Explosive Atmospheres
Directive 94/9/EC**

(3) EC-Type Examination Certificate Number:

FTZÚ 02 ATEX 0235X


- (4) Equipment or protective system: **Capacity level transducer CLM-36Xi (XiT)**
(5) Manufacturer: **Dinel, s.r.o.,**
(6) Address: **Na Výsluní 541, 760 01 Zlín, Czech republic**
(7) This equipment or protective system and any of acceptable variation thereto is specified in the schedule to this certificate and the documents therein referred to.
(8) The Physical Technical Testing Institute, notified body number 1026 in accordance with Article 9 of the Council Directive 94/9/EC of 23 March 1994, certifies that this equipment or protective system has been found to comply with the Essential Health and Safety Requirements relating to the design and construction of equipment and protective systems intended for use in potentially explosive atmospheres given in Annex II to the Directive.

The examination and test results are recorded in confidential Report N°

02/0235 dated 30. 08. 2002

- (9) Compliance with Essential Health and safety requirements has been assured by compliance with:
EN 50014 : 1997 + A1, A2; EN 50020 : 1994; EN 50281-1-1 : 1998; EN 50284 : 1999
(10) If the sign „X” is placed after the certificate number, it indicates that the equipment or protective system is subject to special conditions for safe use specified in the schedule to this certificate.
(11) This EC-TYPE EXAMINATION CERTIFICATE relates only to the design, examination and testing of the specified equipment or protective system in accordance to the directive 94/9/EC. Further requirements of the Directive apply to the manufacturing process and supply of this equipment or protective system. These are not covered by this certificate.
(12) The marking of the equipment or protective system shall include following:

 **II 1 GD T 83°C EEx ia IIB T5 or**

 **II 1/2 GD T 83°C EEx ia IIB T5**

This EC-Type Examination Certificate is valid till: **11 of October 2007**

Responsible person:


Dipl. Ing. Sindler Jaroslav

Head of certification body



Date of issue: 11 of October 2002

Number of pages: 3

Page: 1/3

This certificate is granted subject to the general conditions of the Physical Technical Testing Institute.
This certificate may only be reproduced in its entirety and without any change, schedule included.



Physical Technical Testing Institute
Ostrava-Radvanice

(13)

Schedule

(14) **EC-Type Examination Certificate N° FTZÚ 02 ATEX 0235X**

(15) Description of Equipment or Protective System:

Capacity level transducer type CLM-36Xi-__-__ are intended for continuous level measurement of electric conductive and non-conductive liquids, bulky materials and granulate in tanks, containers and sump. The liquid level is converted to electric current signal 4 to 20 mA. Sensors are manufactured in several modifications with rod electrode, rod electrode and reference tube and cable electrode.

Next variants are with insulated electrode or non-insulated electrode. All modification are produced in variant suitable for high temperature with marking CLM-36XiT-__-__.

Maximum input parameters: $U_i = 24 \text{ V}$; $I_i = 100 \text{ mA}$; $P_i = 0,9 \text{ W}$

Internal inductance $L_i = 10 \text{ } \mu\text{H}$ and internal capacitance $C_i = 100 \text{ nF}$

Service temperature range of measured medium:

- a) bar non-insulated electrode -40°C to $+200^\circ\text{C}$
- b) bar insulated electrode -40°C to $+120^\circ\text{C}$
- c) cable with insulated cable -40°C to $+105^\circ\text{C}$

(16) Report No. : 02/0235 (36 pages)

(17) Special conditions for safe use:

17.1 Equipment is designed to be connected to supply unit type PIU-420.

17.2 If other approved apparatus is used, which output parameters comply with above mentioned input parameters it is necessary to have an galvanic separation or in a case of apparatus without galvanic separation (Zener barriers) it is necessary to provide equipotential equalizing between sensor and barrier earthing point.

17.3 Design CLM-36Xi can be used in zone 0 or zone 20. With design CLM-36XiT can be only used in zone 0 and zone 20 electrode part and head with electronics can be used only in zone 1 or zone 21. Maximum temperature of electrodes is equal to temperature of measured medium.

17.4 When used in zone 0 the present explosive atmosphere of air mixture and gases, vapours or mists must comply with: $-20^\circ\text{C} \leq T_{\text{amb}} \leq 60^\circ\text{C}$ $0,8 \text{ bar} \leq p \leq 1,1 \text{ bar}$

(18) Essential Health and Safety Requirements:

Covered by standards mentioned in (9).

Responsible person:

Dipl. Ing. Šindler Jaroslav
Head of certification body



Date of issue: 11 of October 2002

Page: 2/3

This certificate is granted subject to the general conditions of the Physical Technical Testing Institute.
This certificate may only be reproduced in its entirety and without any change, schedule included.



Physical Technical Testing Institute
Ostrava-Radvanice

(13)

Schedule

(14) **EC-Type Examination Certificate N° FTZÚ 02 ATEX 0235X**

(19)

LIST OF DOCUMENTATION

1. Certificate FTZÚ 01 Ex 0162 (3 pages) on 03.04.2001
2. Instruction for use CLM (4 pages) 09 / 2002
3. Manufacturing documentation
 - Annex 1: Wiring diagram CLM-36 verified on 26.03.2001
 - Annex 2: Circuit layout schema and conductor pattern of printed board CLM-36 board CLM-Z (component side) verified on 26.03.2001
 - Annex 3: Circuit layout schema and conductor pattern of printed board CLM-36 board CLM-Z (wiring side) verified on 26.03.2001
 - Annex 4: Circuit layout schema and conductor pattern of printed board CLM-36 board CLM-E (component side) verified on 26.03.2001
 - Annex 5: Circuit layout schema and conductor pattern of printed board CLM-36 board CLM-E (wiring side) verified on 26.03.2001
 - Annex 7: Adjusting components CLM-36 verified on 26.03.2001
 - Annex 8: List of components CLM-36 verified on 26.03.2001
 - Annex 9: Content of label CLM-36 verified on 26.03.2001
4. Drawings No. CLM-36-XX-000 on 01.03.2002
 - CLM-36-11-000 on 01.03.2002
 - CLM-36-30-300 on 01.03.2002
 - CLM-36-2X-200 on 04.04.2001
 - CLM-36T-XX-050 on 04.04.2001
 - CLM-36-31-000 on 04.04.2001
 - CLM-36-20-SP1 on 04.04.2001
5. Technical specification CLM 36 (11 pages) 06 / 2002
6. Test schedule CLM-36 (3 pages) 06 / 2002